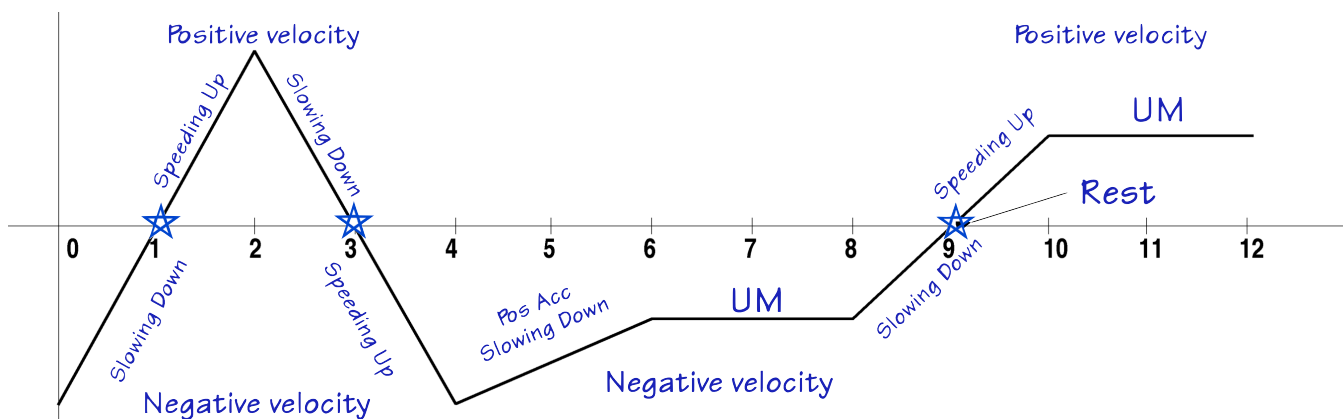


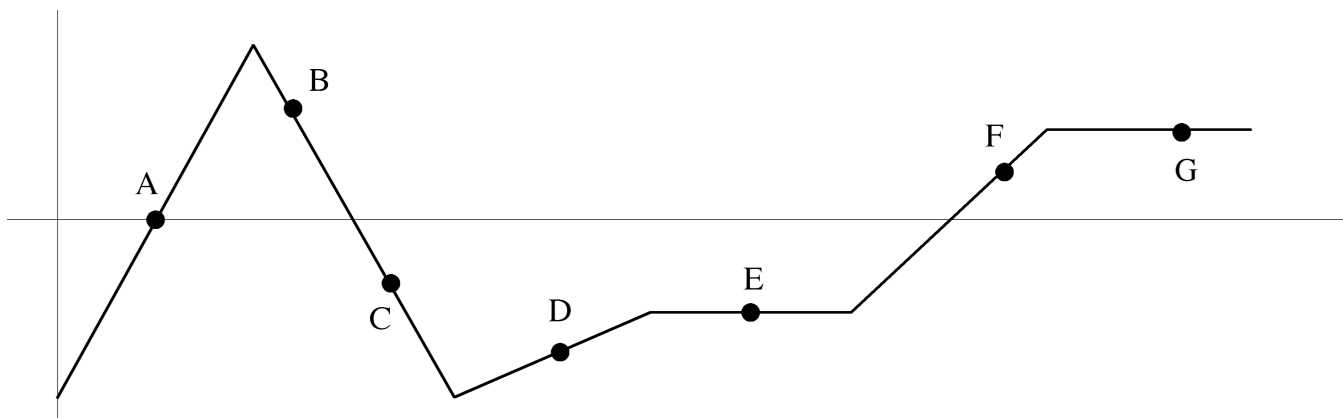
PhyzJob: What's Goin' On, Too?

even more verbal interpretations
of motion graphs



1. The plot above shows the **velocity vs. clock reading** of a body. Label the axes accordingly. Then label the following regions of the graph.

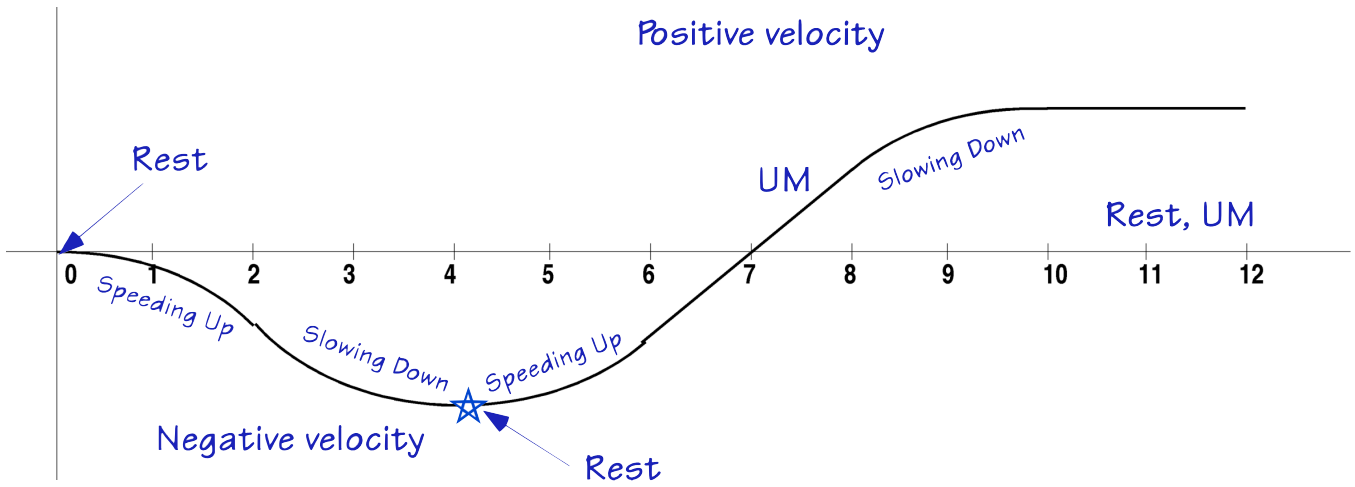
- When is the body traveling in the positive direction? (Label those segments "Positive velocity.")
- When is the body traveling in the negative direction? (Label those segments "Negative velocity.")
- When is the body at rest? (Label those segments or points "Rest.")
- When is the body undergoing zero acceleration? (Label those segments "UM.")
- When is the body speeding up? (Label those segments "Speeding Up.")
- When is the body slowing down? (Label those segments "Slowing Down.")
- When is the body accelerating while also at rest? Draw a star on any such point/s.



2. Which point or points on the graph—if any—show instants at which there was

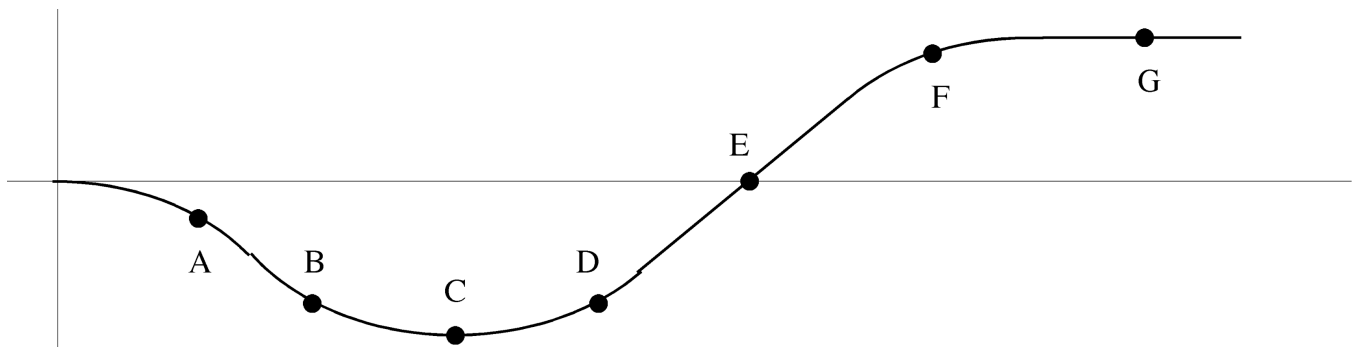
- Uniform motion in the positive direction?
- Uniform motion in the negative direction?
- Rest?
- Positive velocity while speeding up?
- Negative velocity while speeding up?
- Positive velocity while slowing down?
- Negative velocity while slowing down?

A	B	C	D	E	F	G	None
A	B	C	D	E	F	G	None
A	B	C	D	E	F	G	None
A	B	C	D	E	F	G	None
A	B	C	D	E	F	G	None
A	B	C	D	E	F	G	None



3. The plot above shows the **position vs. clock reading** of a body. Label the axes accordingly. Then label the following regions of the graph.

- When is the body traveling in the positive direction? (Label those segments "Positive velocity.")
- When is the body traveling in the negative direction? (Label those segments "Negative velocity.")
- When is the body at rest? (Label those segments or points "Rest.")
- When is the body undergoing zero acceleration? (Label those segments "UM.")
- When is the body speeding up? (Label those segments "Speeding Up.")
- When is the body slowing down? (Label those segments "Slowing Down.")
- When is the body accelerating while also at rest? Draw a star on any such point/s.



4. Which point or points on the graph—if any—show instants at which there was

- | | | | | | | | | |
|--|----------|----------|----------|----------|----------|----------|----------|-------------|
| a. Uniform motion in the positive direction? | A | B | C | D | E | F | G | None |
| b. Uniform motion in the negative direction? | A | B | C | D | E | F | G | None |
| c. Rest? | A | B | C | D | E | F | G | None |
| d. Positive velocity while speeding up? | A | B | C | D | E | F | G | None |
| e. Negative velocity while speeding up? | A | B | C | D | E | F | G | None |
| f. Positive velocity while slowing down? | A | B | C | D | E | F | G | None |
| g. Negative velocity while slowing down? | A | B | C | D | E | F | G | None |