

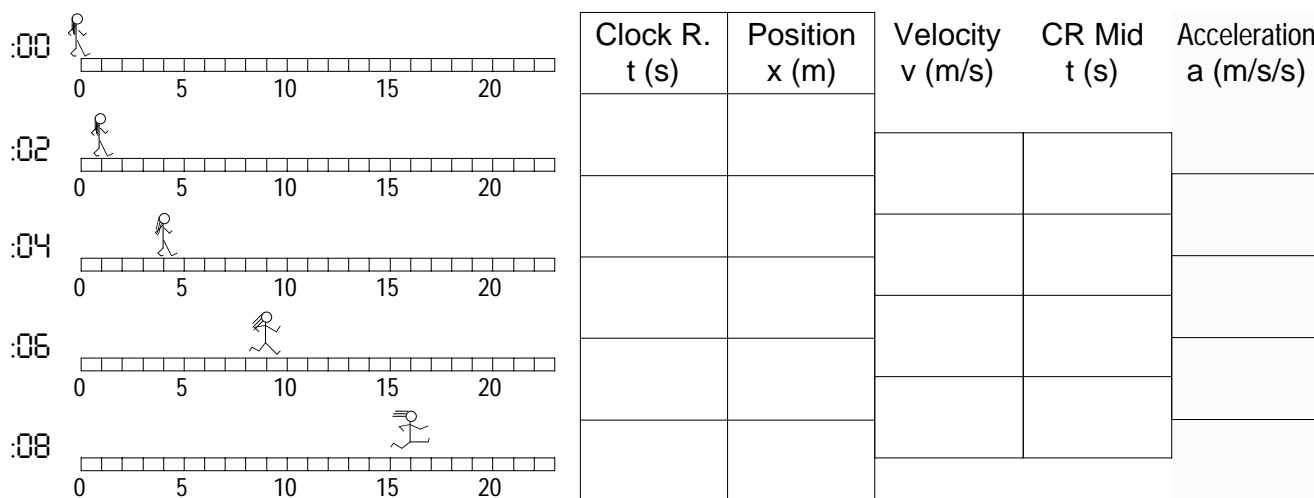
PhyzJob: Graphing Little Dudes IV

ACCELERATION VS. CLOCK READING IN UAM



Suppose something is ...yeah, yeah, you've seen this part a million times now. Let's move on, shall we? Given clock readings and positions, we can plot x vs. t and v vs. t . In our last episode, we invented a groovy new quantity called acceleration and calculated it by finding the slope of the v vs. t graph ($a = \Delta v / \Delta t$). It is now time to plot our final kinematics graph, acceleration vs. clock reading, a vs. t .


1. Complete the t , x , v , and $t(\text{avg.})$ sections of the data table based on the diagrams of Rev-Up Dudette below. *Do not complete the Acceleration column yet.*



2. Determine the average acceleration of Rev-Up Dudette between average clock readings 1s and 3s by dividing the change in velocity that occurred in the interval by the duration of the interval. Record this value on the data table. Calculate average accelerations for the remaining intervals.

3. Acceleration values are averages across 2s time intervals. The value of acceleration we calculate is most accurate at the point in time halfway through those intervals. For example the halfway point between 1s and 3s is 2s.

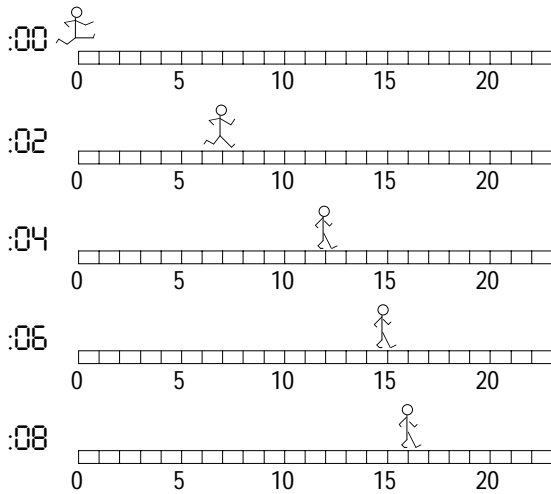
4. Plot acceleration vs. clock reading.



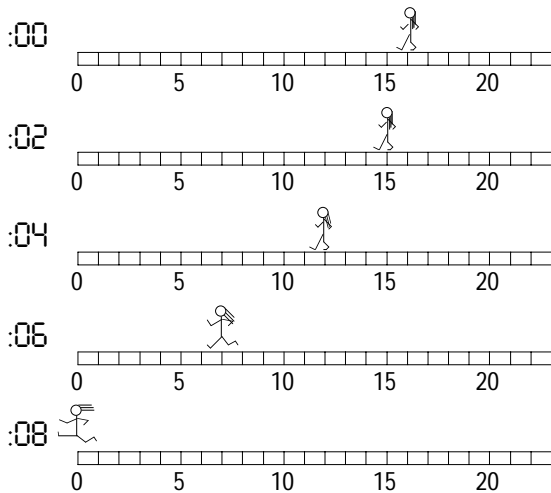
5. What assumptions about Rev-Up Dudette would we have to make if we wanted to connect the dots on the graph to form a continuous line?

6. Make those assumptions and draw the line of the graph.

7. On the axes on the front, plot acceleration vs. clock reading for Wind-Down Dude and Rewind Dudette shown below.



Clock R. t (s)	Position x (m)	Velocity v (m/s)	CR Mid t (s)	Acceleration a (m/s/s)



Clock R. t (s)	Position x (m)	Velocity v (m/s)	CR Mid t (s)	Acceleration a (m/s/s)

8. a. What does it mean when an acceleration vs. clock reading graph lies above the time axis?

b. What does it mean when an acceleration vs. clock reading graph lies below the time axis?

9. Notice all our acceleration vs. clock reading plots yield horizontal lines. What would a non-horizontal (e.g. “diagonal”) line on an acceleration vs. clock reading graph mean

a. if it had positive slope?

b. if it had negative slope?

10. What would a vertical line on an acceleration vs. clock reading graph mean?